

# A snapshot of the Northern Territory

Over the past two decades the Aboriginal population in remote communities has grown by approximately 40%.

Remote Aboriginal communities are growing rapidly and simply do not have the same range, level and quality of public funded infrastructure and services that are provided in towns of similar size elsewhere in Australia.

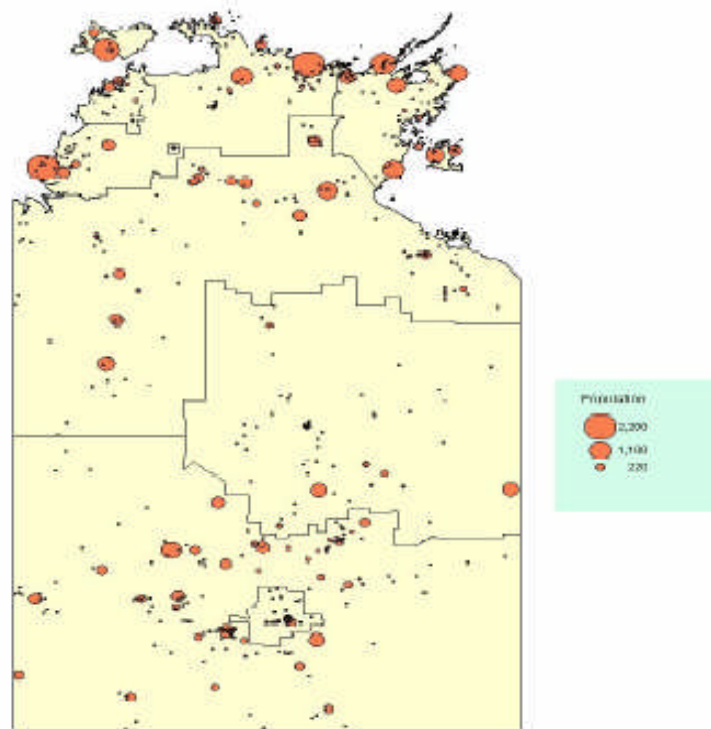
## Population

- Aboriginal people make up 30% of the NT's population and 12.5% of the national Indigenous population
- 38% of the Territory's Aboriginal population is children under 15 years

## The Territory has 641 discrete Aboriginal communities

- 9 towns of 1,000 – 2,000 people
  - 50 communities with populations ranging from 200 – 999 people
  - 570 communities with populations of < 200 people.
- 72% of the Territory's Aboriginal population lives on Aboriginal land outside major towns
  - Majority of Aboriginal people do not have good access to mainstream services

Northern Territory discrete Indigenous communities, 2001



Source: ATSI 2001 Community Structure and Infrastructure Needs Study  
Map by ATSI

## Characteristics of discrete Aboriginal communities

- Geographically dispersed, isolated and subject to seasonal conditions
- Lacking in basic infrastructure and services
- High comparative levels of socio-economic disadvantage
- Limited capacity to engage in social and economic development opportunities

## Childcare and family safety facilities in NT Aboriginal communities

	Communities with 50+ people	Per cent	All Communities	Per cent
Childcare centre	39	12%	39	6%
Women's refuge or safe house	15	5%	15	2%
Single men's housing	10	3%	10	2%
Single women's housing	23	7%	23	4%

Source: ABS 2006

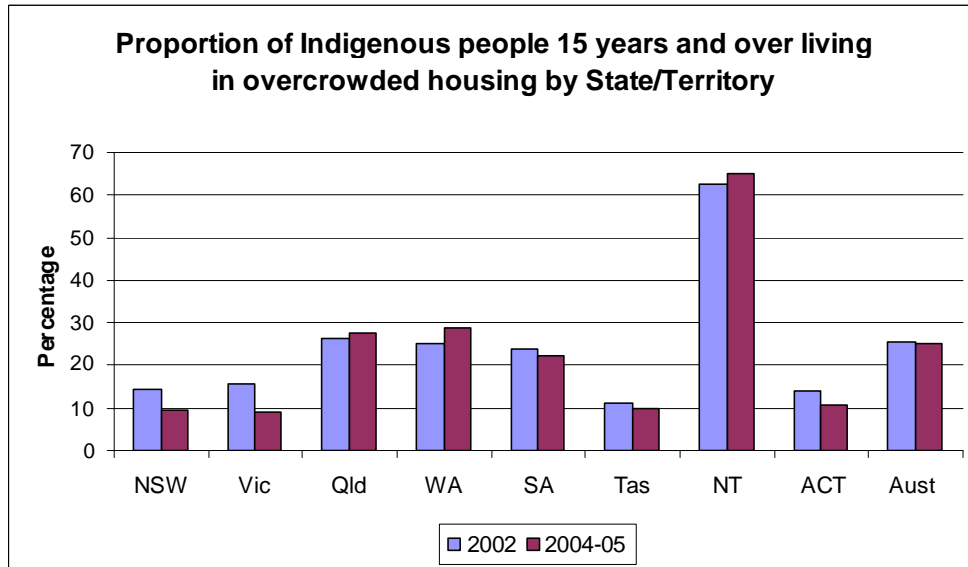
## Health

- 54% of remote communities have don't have a local health clinic (ABS 2006)
- 99% of remote communities have no substance abuse service (ABS 2006)
- End stage renal disease (ESRD) in some NT regions up to 30 times the national average.
- Projected cost of treatment for ESRD in next 5 years is estimated to be \$50 million
- Underlying causes of chronic diseases is linked to poverty and disadvantage, poor living conditions, poor nutrition, low birth weight and infectious diseases

## Education

- 94% of remote communities do not have a preschool
- 43% of Aboriginal secondary school enrollments in the NT are registered as 'ungraded' students (secondary school-aged students who have not achieved Year 7 primary school education)
- Lowest retention rate and participation of all jurisdictions

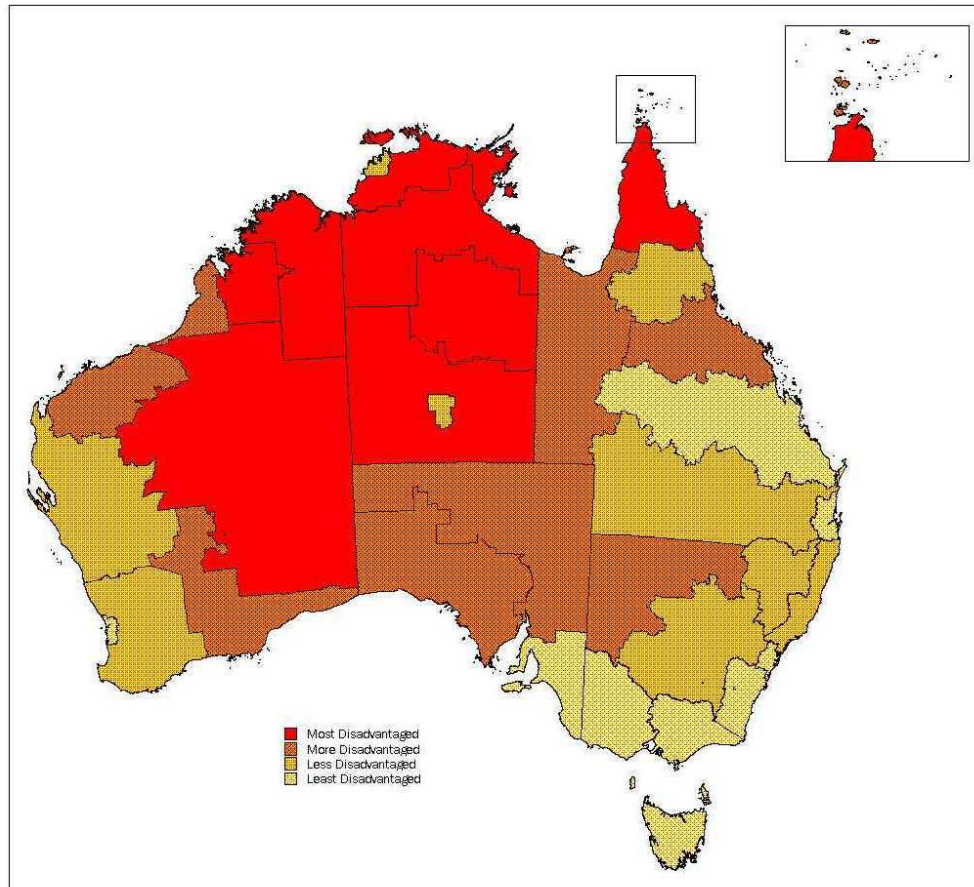
## Housing



Source: Overcoming Indigenous Disadvantage: Key Indicators 2007

- Estimates by Territory Housing to meet current unmet need is 5,000 dwellings over the next 3-5 years
- Total unmet housing and housing related infrastructure costs is estimated to be \$2.3b.

## Socio-economic disadvantage across ATSIC regions



Published in Commonwealth Grants Commission *Report on Indigenous Funding 2001*, Vol 1, page 33  
<http://www.cgc.gov.au/>